

JNMM60-290~310

High-efficiency mono solar module

Adopting PERC+ cell technology

JNMM60

Approved by CQC "Front Runner"

Leading passivated emitter and rear contact technology in the industry.

Advanced process to reduce extra degradation of PERC cell.

Higher conversion efficiency to reduce system cost per watt.

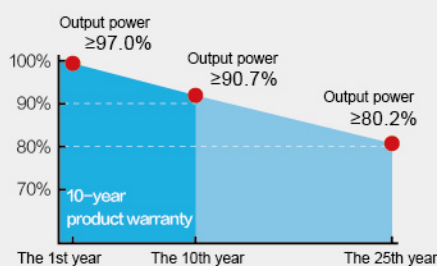
Adaptable to 1000V and 1500V system voltages.

CERTIFICATION



MADE IN CHINA

QUALITY ASSURANCE



Advanced production process

5 bus-bar design, double printing cell technology
Average cell efficiency >21.8%



Superior quality control

Full automatic production line
ISO 9001:2015 Quality Management System
100% three times EL and appearance inspection



Excellent power generation performance

0~+5W positive power tolerance
Improved low light irradiance performance



Stable mechanical performance

Passed rigorous hail test
Withstands 5400 Pa snow and 2400 Pa wind loads



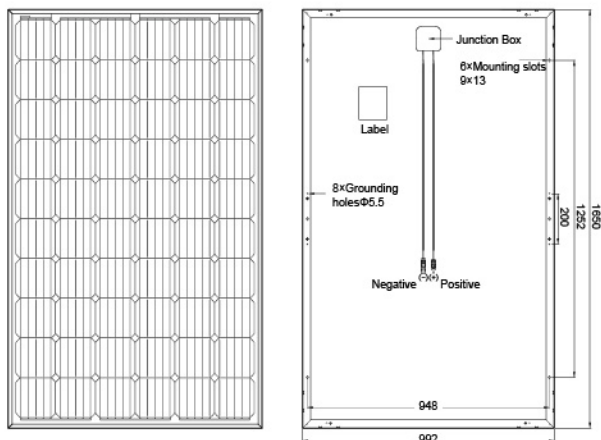
Long weather resistance

Excellent anti-PID (Potential Induced Degradation) performance
Certified in fireproofing for safety



JINENG CLEAN ENERGY TECHNOLOGY LTD

No.1 Wenshui Economic Development Zone, Lvliang, Shanxi 032100, China
Tel:+86(358)3300916 E-mail:sales@jinergy.com
www.jinergy.com



MECHANICAL PARAMETERS

Cell (mm)	156*156 Mono
Dimensions (L*W*H) (mm)	1640 / 1650*992*35 / 40
Weight (kg)	18.1
Cable Cross Section Size (mm ²)	4
Cable Length (mm)	800 / 1000
No. of Cells and Connections	60(6*10)
No. of Diodes	3
Type of Connector	PV-JN01 / PV-KST4/xy-UR, PV-KBT4/xy-UR / PV-KST4-EVO 2/xy_UR, PV-KBT4-EVO 2/xy_UR / 05-6 / 05-8

QUALIFICATION

Max. System Voltage (V DC)	1000
Temperature Cycling Range (°C)	-40~+85
Max. Series Fuse Rating (A)	15
Max Reverse Current (A)	15
Max. Wind Load / Max. Snow Load (Pa)	2400 / 5400
Hot Spot Rate	100% Free

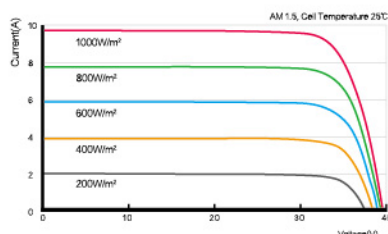
TEMPERATURE COEFFICIENTS

Norminal Operating Cell Temp (NOCT)	45±2°C
Temperature Coefficient Voltage (Voc)	-0.29% / °C
Temperature Coefficient Current (Isc)	0.04% / °C
Temperature Coefficient Power (Pm)	-0.40% / °C

ELECTRICAL PARAMETERS

	JNMM60-290	JNMM60-295	JNMM60-300	JNMM60-305	JNMM60-310	
STC AM1.5, 1000W/m ² Cell Temperature 25°C	Max. Power at STC (Pmpp/W)	290	295	300	305	310
	Output Tolerance (W)	0~+5	0~+5	0~+5	0~+5	0~+5
	Max. Power Voltage (Vmp/V)	32.03	32.33	32.62	32.92	33.16
	Max. Power Current (Imp/A)	9.06	9.13	9.20	9.27	9.35
	Open Circuit Voltage (Voc/V)	39.42	39.58	39.75	39.92	40.09
	Short Circuit Current (Isc/A)	9.51	9.57	9.64	9.71	9.76
	Module Efficiency (%)	17.7	18.0	18.3	18.6	18.9
NOCT AM1.5, 800W/m ² , Ambient Temperature 20°C, Wind Speed 1m/s	Max. Power at NOCT (Pmpp/W)	215.8	219.6	223.3	227.0	230.7
	Max. Power Voltage (Vmp/V)	29.78	30.06	30.34	30.61	30.84
	Max. Power Current (Imp/A)	7.25	7.30	7.36	7.42	7.48
	Open Circuit voltage (Voc/V)	36.97	37.12	37.28	37.44	37.60
	Short Circuit Current (Isc/A)	7.67	7.72	7.78	7.83	7.87

I-V CURVE(300W)



PACKING CONFIGURATION

Container (High cube)	Platform Semi-Trailer
Pieces Per Pallet	31 / 26
Pallets Per Stack	2
Stacks Per Container	14
Pieces Per Container	868 / 728
Pieces Per Pallet	31 / 26
Pallets Per Stack	2
Stacks Per Platform	25
Pieces Per Platform	1550 / 1300

CAUTION: READ SAFETY AND INSTALLATION INSTRUCTIONS BEFORE USING THE PRODUCT.

© 2018 JINNING CLEAN ENERGY TECHNOLOGY LTD. All rights reserved. Specifications included in this datasheet are subject to change without notice.

JN-20180625-2.7J+